



## Bathing establishment Fact Sheet

Bathhouse name	GELOSIA
Address	VIA DELLE PINETE, 193
City	PARTACCIA (MS)
Contacts	+39 333 6996130
Website	<a href="https://www.facebook.com/profile.php?id=100063486162946">https://www.facebook.com/profile.php?id=100063486162946</a>

**TESTED BY:** [Handy Superabile - Social Promotion Association](#) in summer 2023

**Please note** The following information refers to the verification date shown at the bottom of each card. **The Association** is not responsible for any significant changes made by the property after the visit.

### Summary

Bathing establishment Fact Sheet .....	1
Arrival at the facility .....	2
Private/public parking.....	2
Pathway from the parking lot to the main entrance .....	2
Reception.....	3
Bar/restaurant .....	4
Internal Pathways and common services.....	5
Internal Pathways .....	5
Toilet and shower accessible to guests with reduced mobility .....	5
Changing room .....	7
Beach.....	7
Children's play area .....	8
Swimming pool .....	9
Doctors' Offices/Healthcare Facilities .....	9


Project carried out with the contribution of the





**Arrival at the facility**

**Private/public parking**


Presence of private parking	YES
Type of private car park	gravel
Presence of parking space reserved for people with disabilities	NO
Public parking nearby	YES with n.1/2 places reserved for the disabled at approx. 150/200 meters
Type of public car park	asphalt
	Public parking reserved for people with disabilities

**Pathway from the parking lot to the main entrance**

Pathway from the car park to the entrance	From the public car park via connecting ramps from the road surface to the sidewalks. The entrance is accessible via a ramp: length 70 cm, width >100, gradient 9%
-------------------------------------------	--------------------------------------------------------------------------------------------------------------------------------------------------------------------





There are markers and tactile maps	NO
Usable door/entrance width	more than 90 cm
	Factory Entrance

### Reception

Umbrella booking system	<input type="checkbox"/> Via web <input checked="" type="checkbox"/> By phone <input checked="" type="checkbox"/> On-site
Presence of multilingual staff	YES
Presence of plant plan with key to services available	NO
Presence of visuo-tactile map	NO
Bulletin board/information panels at an average height of 130 cm in a well-lit area and font size at least 14 dpi with a contrast ratio greater than 4.5:1	NO
The staff attended training courses on welcoming people with different disabilities	NO





**Bar/restaurant**

Type of venue	Bar/restaurant
Access to the premises	Flat
Usable door/entrance width	more than 90 cm
Bar counter	more than 100 cm
Types of tables	4-legged
Space underneath the tables from the floor	63 cm
Multilingual menu	YES
Menus with large print fonts	NO
Braille menu	NO
Table service for people with disabilities	YES
Availability of gluten-free food	<input checked="" type="checkbox"/> bread <input checked="" type="checkbox"/> pasta <input checked="" type="checkbox"/> biscuits <input checked="" type="checkbox"/> ice cream <input type="checkbox"/> Pre-packaged foods





### Internal Pathways and common services

#### Internal Pathways

Indicate whether the pathways connecting the entrance to the beach are flat or with ramps in addition to those already described	Obstacle-free paths
----------------------------------------------------------------------------------------------------------------------------------	---------------------

#### Toilet and shower accessible to guests with reduced mobility

Number of toilets accessible/usable by guests with reduced mobility	1
Access to the premises	by ramp length 77 cm, width >100 cm, gradient 9%
Usable width of the entrance door	86 cm
Toilet height	46 cm
Open front toilet seat	YES






Support handles	on both sides
Flexible hand shower at the side of the toilet	NO
Free space on the sides of the toilet	left 22 Cm right more than 90 cm frontal more than 90 cm
Electric doorbell/phone	YES
Washbasin with space underneath for wheelchair	60 cm
Height from the ground on the bottom edge of the mirror	122 cm
Baby changing table	NO





Accessible <b>shower</b> available for guests with reduced mobility	YES in common with the toilet room
Shower type	open-type
Floor-level shower	YES
Shower chair	wall-mounted folding
Grab bar	YES
Presence of shower head or ups and downs	Ups and downs with the lowest point reachable by a seated person
Electric doorbell/phone	NO
	Toilet interior

### Changing room


Accessible changing room available for guests with reduced mobility	NO
---------------------------------------------------------------------	----

### Beach

Type of beach	sand
Access to the beach	Flat
Walkway to reach the umbrellas	YES





Type of walkway	wood
Walkway width	90 cm
	Beach walkway
Removable Platform between the walkway and the umbrella station to facilitate the passage and parking wheelchair	YES
Amphibious beach chair available for helping people with reduced mobility to enjoy swimming (owned by the establishment or by association)	YES

### Children's play area

Children's play area	missing
----------------------	---------



Project promoted by



Regione Toscana

### Swimming pool

The property has a swimming pool	NO
----------------------------------	----

### Doctors' Offices/Healthcare Facilities

Hospitals near the facility	NOA NUOVO OSPEDALE APUANE Via Enrico Mattei, 2 54100 Marina di Massa MS Tel.: +39 05854931
Other Healthcare Facilities	Località Partaccia Via delle Pinete 197/b Marina di Massa Tel.: +39 33581617

TESTED BY: **Handy Superabile Social Promotion Association in summer 2023**

Project carried out with the contribution of the



Presidenza del  
Consiglio dei Ministri  
Ministro per la disabilità